

Last Class: Synchronization Problems

- Reader Writer
 - Multiple readers, single writer
 - In practice, use read-write locks
- Dining Philosophers
 - Need to hold multiple resources to perform task



Real-world Examples

- Producer-consumer
 - Audio-Video player: network and display threads; shared buffer
 - Web servers: master thread and slave thread
- Reader-writer
 - Banking system: read account balances versus update
- Dining Philosophers
 - Cooperating processes that need to share limited resources
 - Set of processes that need to lock multiple resources
 - Disk and tape (backup),
 - Travel reservation: hotel, airline, car rental databases



Today: Deadlocks

- What are deadlocks?
- Conditions for deadlocks
- Deadlock prevention
- Deadlock detection



Deadlocks

- **Deadlock:** A condition where two or more threads are waiting for an event that can only be generated by these same threads.
- Example:

```
Process A:  
printer.Wait();  
disk.Wait();
```

```
// copy from disk  
// to printer
```

```
printer.Signal();  
disk.Signal();
```

```
Process B:  
disk.Wait();  
printer.Wait();
```

```
// copy from disk  
// to printer
```

```
printer.Signal();  
disk.Signal();
```



Deadlocks: Terminology

- **Deadlock** can occur when several threads compete for a finite number of resources simultaneously
- **Deadlock prevention** algorithms check resource requests and possibly availability to prevent deadlock.
- **Deadlock detection** finds instances of deadlock when threads stop making progress and tries to recover.
- **Starvation** occurs when a thread waits indefinitely for some resource, but other threads are actually using it (making progress).
=> Starvation is a different condition from deadlock



Necessary Conditions for Deadlock

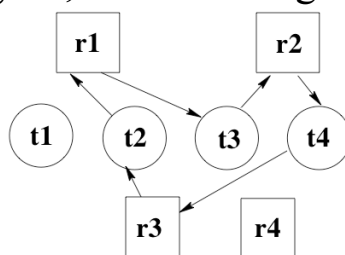
Deadlock can happen if all the following conditions hold.

- **Mutual Exclusion:** at least one thread must hold a resource in non-sharable mode, i.e., the resource may only be used by one thread at a time.
- **Hold and Wait:** at least one thread holds a resource and is waiting for other resource(s) to become available. A different thread holds the resource(s).
- **No Preemption:** A thread can only release a resource voluntarily; another thread or the OS cannot force the thread to release the resource.
- **Circular wait:** A set of waiting threads $\{t_1, \dots, t_n\}$ where t_i is waiting on t_{i+1} ($i = 1$ to n) and t_n is waiting on t_1 .



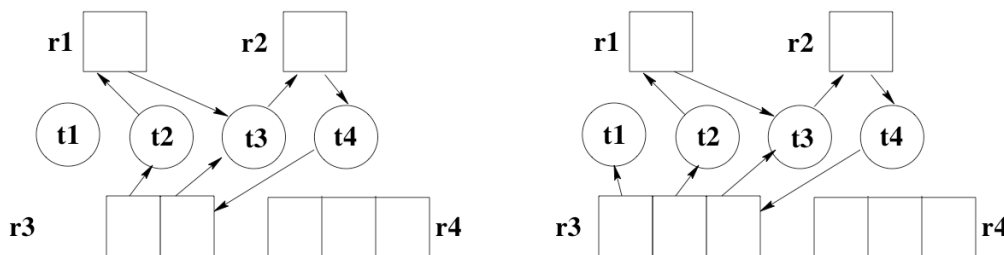
Deadlock Detection Using a Resource Allocation Graph

- We define a graph with vertices that represent both resources $\{r_1, \dots, r_m\}$ and threads $\{t_1, \dots, t_n\}$.
 - A directed edge from a thread to a resource, $t_i \rightarrow r_j$ indicates that t_i has requested that resource, but has not yet acquired it (*Request Edge*)
 - A directed edge from a resource to a thread $r_j \rightarrow t_i$ indicates that the OS has allocated r_j to t_i (*Assignment Edge*)
- If the graph has no cycles, no deadlock exists.
- If the graph has a cycle, deadlock might exist.



Deadlock Detection Using a Resource Allocation Graph

- What if there are multiple interchangeable instances of a resource?
 - Then a cycle indicates only that deadlock *might* exist.
 - If any instance of a resource involved in the cycle is held by a thread not in the cycle, then we can make progress when that resource is released.



Detect Deadlock and Then Correct It

- Scan the resource allocation graph for cycles, and then break the cycles.
- Different ways of breaking a cycle:
 - Kill all threads in the cycle.
 - Kill the threads one at a time, forcing them to give up resources.
 - Preempt resources one at a time rolling back the state of the thread holding the resource to the state it was in prior to getting the resource. This technique is common in database transactions.
- Detecting cycles takes $O(n^2)$ time, where n is $|T| + |R|$. When should we execute this algorithm?
 - Just before granting a resource, check if granting it would lead to a cycle? (Each request is then $O(n^2)$.)
 - Whenever a resource request can't be filled? (Each failed request is $O(n^2)$.)
 - On a regular schedule (hourly or ...)? (May take a long time to detect deadlock)
 - When CPU utilization drops below some threshold? (May take a long time to detect deadlock)
- What do current OS do?
 - Leave it to the programmer/application.



Deadlock Prevention

Prevent deadlock: ensure that at least one of the necessary conditions doesn't hold.

1. **Mutual Exclusion:** make resources sharable (but not all resources can be shared)
2. **Hold and Wait:**
 - Guarantee that a thread cannot hold one resource when it requests another
 - Make threads request all the resources they need at once and make the thread release all resources before requesting a new set.
3. **No Preemption:**
 - If a thread requests a resource that cannot be immediately allocated to it, then the OS preempts (releases) all the resources that the thread is currently holding.
 - Only when all of the resources are available, will the OS restart the thread.
 - *Problem:* not all resources can be easily preempted, like printers.
4. **Circular wait:** impose an ordering (numbering) on the resources and request them in order.



Deadlock Prevention with Resource Reservation

- Threads provide advance information about the maximum resources they may need during execution
- Define a sequence of threads $\{t_1, \dots, t_n\}$ as *safe* if for each t_i , the resources that t_i can still request can be satisfied by the currently available resources plus the resources held by all $t_j, j < i$.
- A *safe state* is a state in which there is a safe sequence for the threads.
- An unsafe state is not equivalent to deadlock, it just may lead to deadlock, since some threads might not actually use the maximum resources they have declared.
- Grant a resource to a thread if the new state is safe
- If the new state is unsafe, the thread must wait even if the resource is currently available.
- This algorithm ensures no circular-wait condition exists.



Example

- Threads $t_1, t_2,$ and t_3 are competing for 12 tape drives.
- Currently, 11 drives are allocated to the threads, leaving 1 available.
- The current state is *safe* (there exists a safe sequence, $\{t_1, t_2, t_3\}$ where all threads may obtain their maximum number of resources without waiting)
 - t_1 can complete with the current resource allocation
 - t_2 can complete with its current resources, plus all of t_1 's resources, and the unallocated tape drive.
- t_3 can complete with all its current resources, all of t_1 and t_2 's resources, and the unallocated tape drive.

	max need	in use	could want
t_1	4	3	1
t_2	8	4	4
t_3	12	4	8



Example (contd)

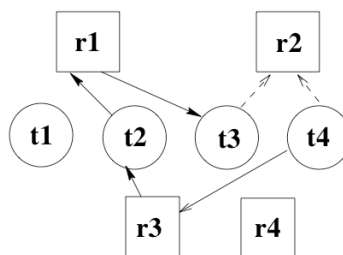
- If t_3 requests one more drive, then it must wait because allocating the drive would lead to an unsafe state.
- There are now 0 available drives, but each thread might need at least one more drive.

	max need	in use	could want
t_1	4	3	1
t_2	8	4	4
t_3	12	5	7



Deadlock Avoidance using Resource Allocation Graph

- Claim edges: an edge from a thread to a resource that may be requested in the future
- Satisfying a request results in converting a claim edge to an allocation edge and changing its direction.
- A cycle in this extended resource allocation graph indicates an unsafe state.
- If the allocation would result in an unsafe state, the allocation is denied even if the resource is available.
 - The claim edge is converted to a request edge and the thread waits.
- This solution does not work for multiple instances of the *same* resource.



Banker's Algorithm

- This algorithm handles multiple instances of the same resource.
- Force threads to provide advance information about what resources they may need for the duration of the execution.
- The resources requested may not exceed the total available in the system.
- The algorithm allocates resources to a requesting thread if the allocation leaves the system in a safe state.
- Otherwise, the thread must wait.



Preventing Deadlock with Banker's Algorithm

```
class ResourceManager {
    int n;          // # threads
    int m;          // # resources
    int avail[m], // # of available resources of each type
    max[n,m],     // # of each resource that each thread may want
    alloc[n,m],   // # of each resource that each thread is using
    need[n,m],    // # of resources that each thread might still
    request
```



Banker's Algorithm: Resource Allocation

```
public void synchronized allocate (int request[m], int i) {
    // request contains the resources being requested
    // i is the thread making the request

    if (request > need[i]) //vector comparison
        error(); // Can't request more than you declared
    else while (request[i] > avail)
        wait(); // Insufficient resources available

    // enough resources exist to satisfy the requests
    // See if the request would lead to an unsafe state
    avail = avail - request; // vector additions
    alloc[i] = alloc[i] + request;
    need[i] = need[i] - request;

    while ( !safeState () ) {
        // if this is an unsafe state, undo the allocation and wait
        <undo the changes to avail, alloc[i], and need[i]>
        wait ();
        <redo the changes to avail, alloc[i], and need[i]>
    } }
```



Banker's Algorithm: Safety Check

```
private boolean safeState () {
    boolean work[m] = avail[m]; // accommodate all resources
    boolean finish[n] = false; // none finished yet

    // find a process that can complete its work now
    while (find i such that finish[i] == false
        and need[i] <= work) { // vector operations
        work = work + alloc[i]
        finish[i] = true;
    }

    if (finish[i] == true for all i)
        return true;
    else
        return false;
}
```

- Worst case: requires $O(mn^2)$ operations to determine if the system is safe.



Example using Banker's Algorithm

System snapshot:

	Max	Allocation	Available
	A B C	A B C	A B C
P ₀	0 0 1	0 0 1	
P ₁	1 7 5	1 0 0	
P ₂	2 3 5	1 3 5	
P ₃	0 6 5	0 6 3	
Total		2 9 9	1 5 2



Example (contd)

- How many resources are there of type (A,B,C)?
- What is the contents of the Need matrix?

	A B C
P ₀	
P ₁	
P ₂	
P ₃	

- Is the system in a safe state? Why?



Example: solutions

- How many resources of type (A,B,C)? (3,14,11)

resources = total + avail

- What is the contents of the need matrix?

Need = Max - Allocation.

	A	B	C
P ₀	0	0	0
P ₁	0	7	5
P ₂	1	0	0
P ₃	0	0	2

- Is the system in a safe state? Why?
- Yes, because the processes can be executed in the sequence P₀, P₂, P₁, P₃, even if each process asks for its maximum number of resources when it executes.



Example (contd)

- If a request from process P₁ arrives for additional resources of (0,5,2), can the Banker's algorithm grant the request immediately?
- What would be the new system state after the allocation?

	Max			Allocation			Need			Available		
	A	B	C	A	B	C	A	B	C	A	B	C
P ₀	0	0	1									
P ₁	1	7	5									
P ₂	2	3	5									
P ₃	0	6	5									
Total												

- What is a sequence of process execution that satisfies the safety constraint?



Example: solutions

- If a request from process P_1 arrives for additional resources of $(0,5,2)$, can the Banker's algorithm grant the request immediately? Show the system state, and other criteria.

Yes. Since

1. $(0,5,2) \leq (1,5,2)$, the Available resources, and
2. $(0,5,2) + (1,0,0) = (1,5,2) \leq (1,7,5)$, the maximum number P_1 can request.
3. The new system state after the allocation is:

	Allocation	Max	Available
	A B C	A B C	A B C
P_0	0 0 1	0 0 1	
P_1	1 5 2	1 7 5	
P_2	1 3 5	2 3 5	
P_3	0 6 3	0 6 5	
			1 0 0

and the sequence P_0, P_2, P_1, P_3 satisfies the safety constraint.



Summary

- **Deadlock:** situation in which a set of threads/processes cannot proceed because each requires resources held by another member of the set.
- **Detection and recovery:** recognize deadlock after it has occurred and break it.
- **Avoidance:** don't allocate a resource if it would introduce a cycle.
- **Prevention:** design resource allocation strategies that guarantee that one of the necessary conditions never holds
- **Code concurrent programs very carefully.** This only helps prevent deadlock over resources managed by the program, not OS resources.
- **Ignore the possibility!** (Most OSes use this option!!)

