

Today: More Canonical Problems

- Distributed Snapshots
- Termination Detection
- Leader election
- Mutual exclusion

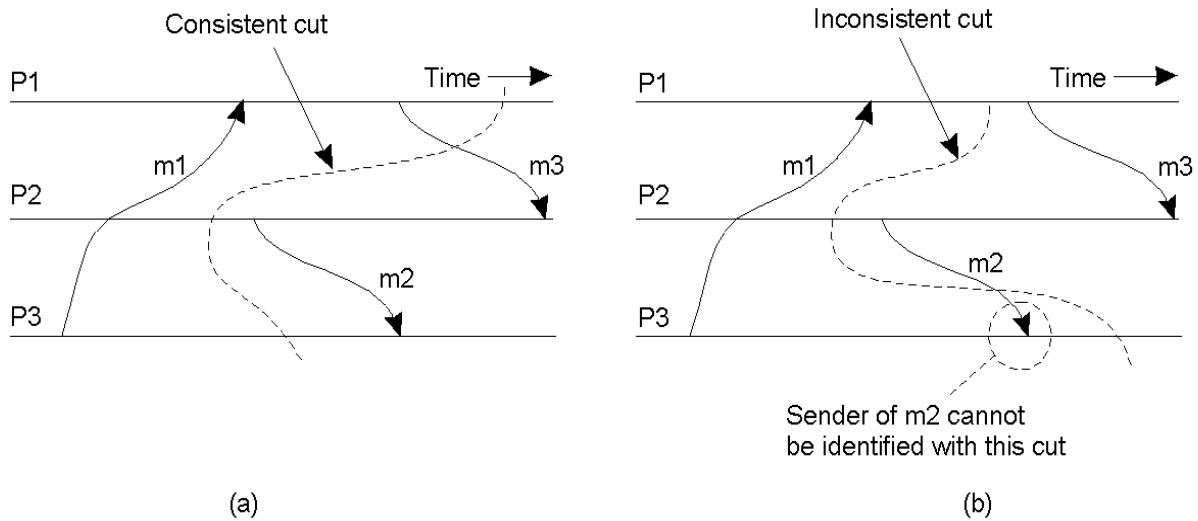


Global State

- Global state of a distributed system
 - Local state of each process
 - Messages sent but not received (state of the queues)
- Many applications need to know the state of the system
 - Failure recovery, distributed deadlock detection
- Problem: how can you figure out the state of a distributed system?
 - Each process is independent
 - No global clock or synchronization
- Distributed snapshot: a consistent global state



Global State (1)



- a) A consistent cut
- b) An inconsistent cut



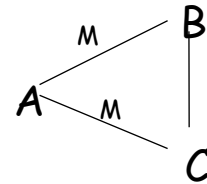
Distributed Snapshot Algorithm

- Assume each process communicates with another process using unidirectional point-to-point channels (e.g, TCP connections)
- Any process can initiate the algorithm
 - Checkpoint local state
 - Send marker on every outgoing channel
- On receiving a marker
 - Checkpoint state if first marker and send marker on outgoing channels, save messages on all other channels until:
 - Subsequent marker on a channel: stop saving state for that channel

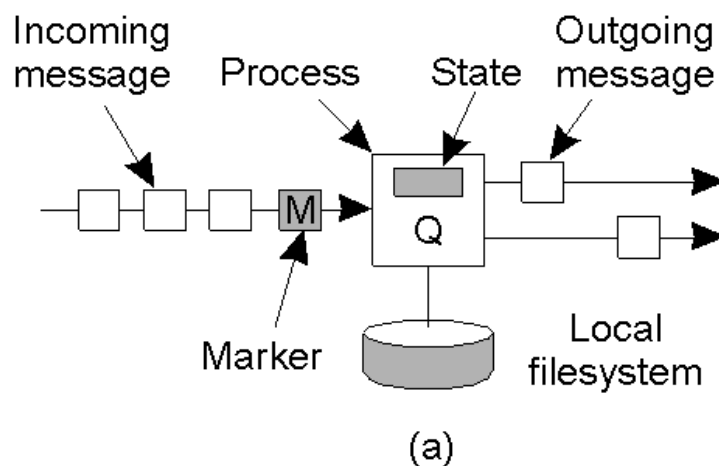


Distributed Snapshot

- A process finishes when
 - It receives a marker on each incoming channel and processes them all
 - State: local state plus state of all channels
 - Send state to initiator
- Any process can initiate snapshot
 - Multiple snapshots may be in progress
 - Each is separate, and each is distinguished by tagging the marker with the initiator ID (and sequence number)



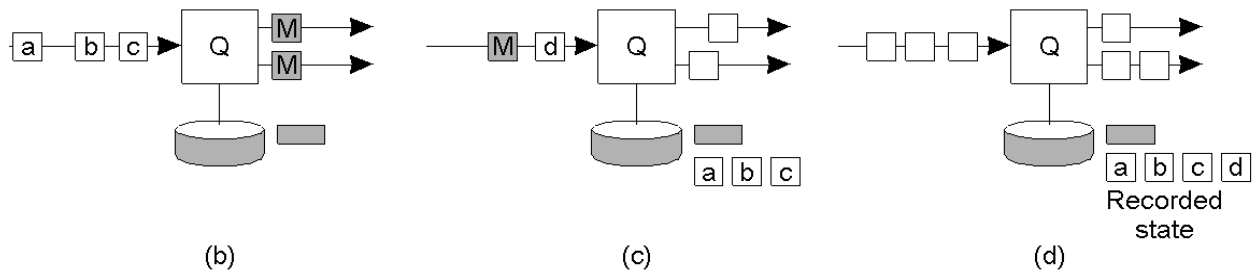
Snapshot Algorithm Example



- a) Organization of a process and channels for a distributed snapshot



Snapshot Algorithm Example



- b) Process Q receives a marker for the first time and records its local state
- c) Q records all incoming message
- d) Q receives a marker for its incoming channel and finishes recording the state of the incoming channel



Termination Detection

- Detecting the end of a distributed computation
- Notation: let sender be *predecessor*, receiver be *successor*
- Two types of markers: Done and Continue
- After finishing its part of the snapshot, process Q sends a Done or a Continue to its predecessor
- Send a Done only when
 - All of Q 's successors send a Done
 - Q has not received any message since it check-pointed its local state and received a marker on all incoming channels
 - Else send a Continue
- Computation has terminated if the initiator receives Done messages from everyone



Election Algorithms

- Many distributed algorithms need one process to act as coordinator
 - Doesn't matter which process does the job, just need to pick one
- Election algorithms: technique to pick a unique coordinator (aka *leader election*)
- Examples: take over the role of a failed process, pick a master in Berkeley clock synchronization algorithm
- Types of election algorithms: Bully and Ring algorithms



Bully Algorithm

- Each process has a unique numerical ID
- Processes know the IDs and address of every other process
- Communication is assumed reliable
- *Key Idea*: select process with highest ID
- Process initiates election if it just recovered from failure or if coordinator failed
- 3 message types: *election*, *OK*, *I won*
- Several processes can initiate an election simultaneously
 - Need consistent result
- $O(n^2)$ messages required with n processes

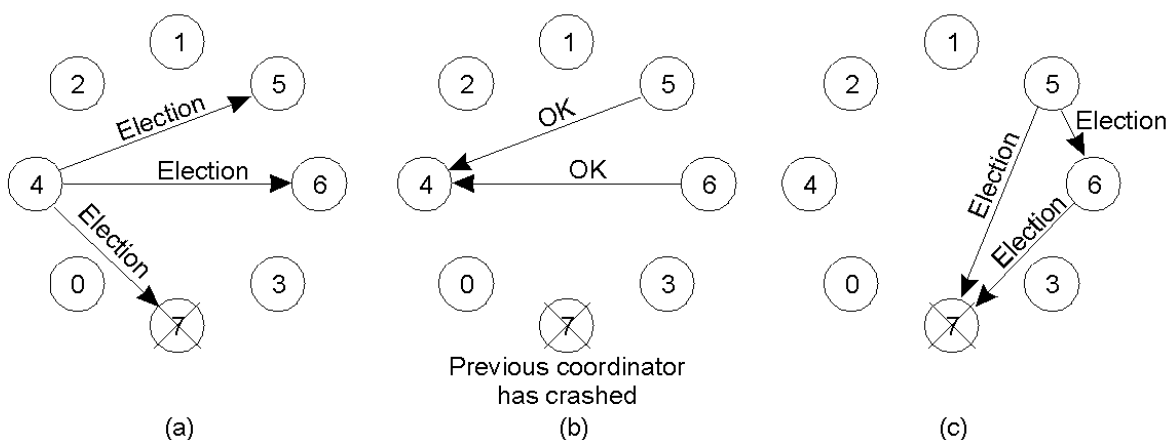


Bully Algorithm Details

- Any process P can initiate an election
- P sends *Election* messages to all process with higher Ids and awaits *OK* messages
- If no *OK* messages, P becomes coordinator and sends *I won* messages to all process with lower Ids
- If it receives an *OK*, it drops out and waits for an *I won*
- If a process receives an *Election* msg, it returns an *OK* and starts an election
- If a process receives a *I won*, it treats sender an coordinator



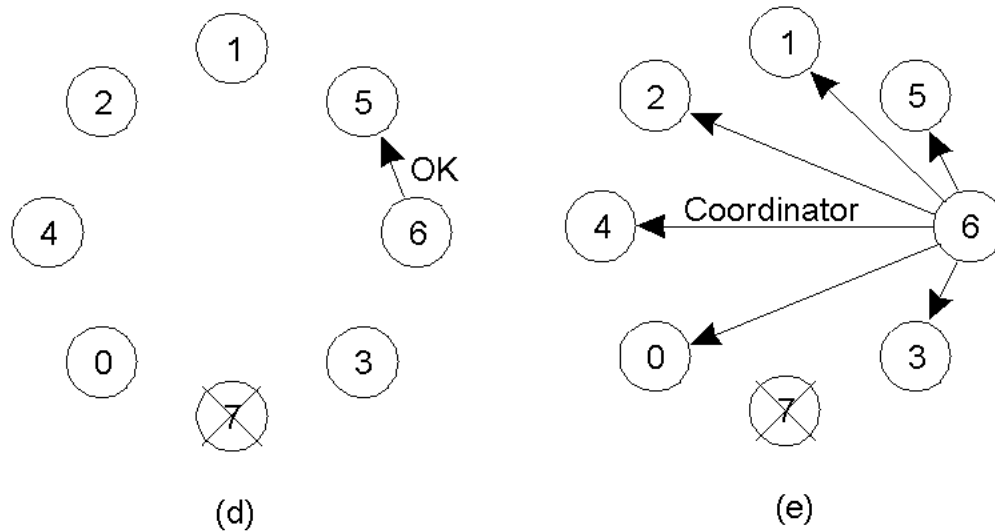
Bully Algorithm Example



- The bully election algorithm
- Process 4 holds an election
- Process 5 and 6 respond, telling 4 to stop
- Now 5 and 6 each hold an election



Bully Algorithm Example



- d) Process 6 tells 5 to stop
- e) Process 6 wins and tells everyone

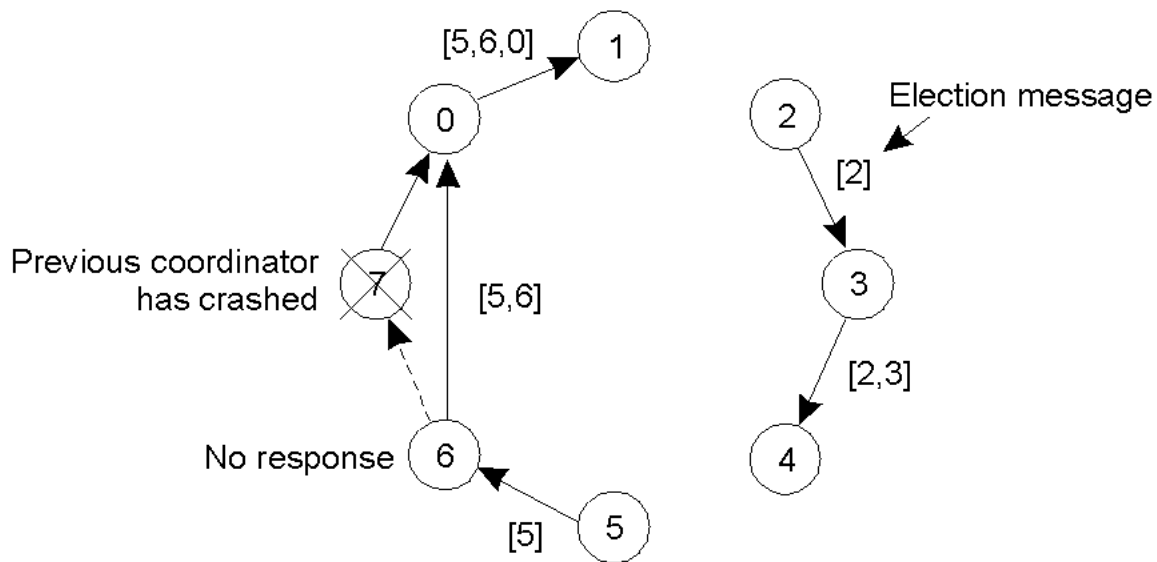


Ring-based Election

- Processes have unique IDs and arranged in a logical ring
- Each process knows its neighbors
 - Select process with highest ID
- Begin election if just recovered or coordinator has failed
- Send *Election* to closest downstream node that is alive
 - Sequentially poll each successor until a live node is found
- Each process tags its ID on the message
- Initiator picks node with highest ID and sends a coordinator message
- Multiple elections can be in progress
 - Wastes network bandwidth but does no harm



A Ring Algorithm

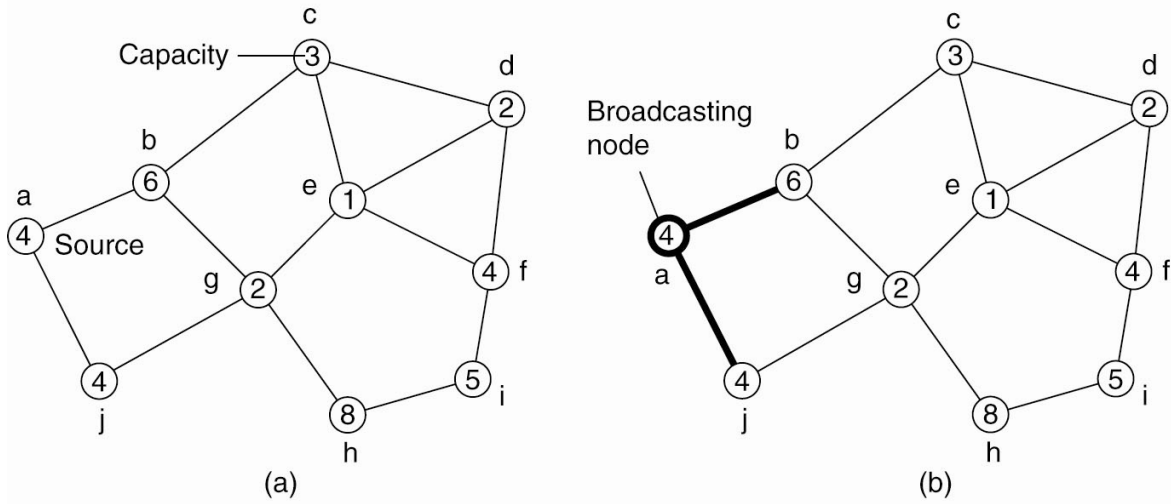


Comparison

- Assume n processes and one election in progress
- Bully algorithm
 - Worst case: initiator is node with lowest ID
 - Triggers $n-2$ elections at higher ranked nodes: $O(n^2)$ msgs
 - Best case: immediate election: $n-2$ messages
- Ring
 - $2(n-1)$ messages always



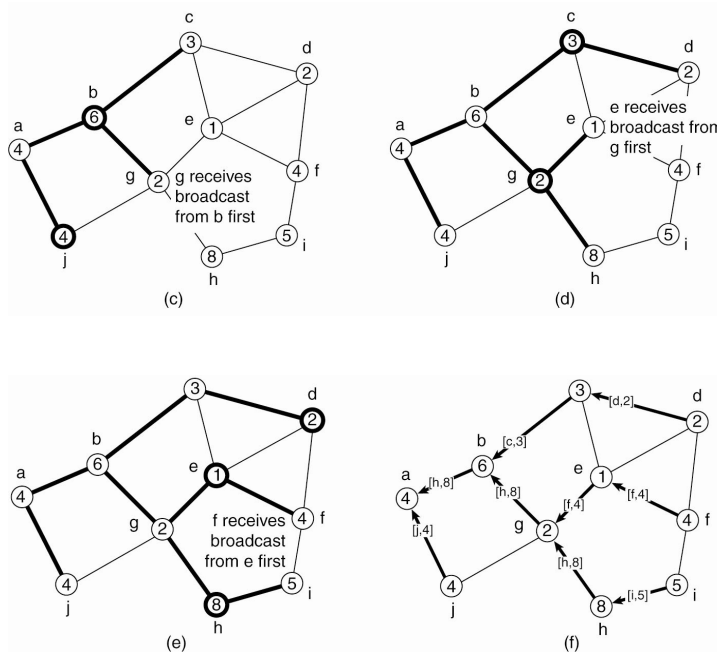
Elections in Wireless Environments (1)



- Election algorithm in a wireless network, with node a as the source. (a) Initial network. (b)–(e) The build-tree phase



Elections in Wireless Environments (2)

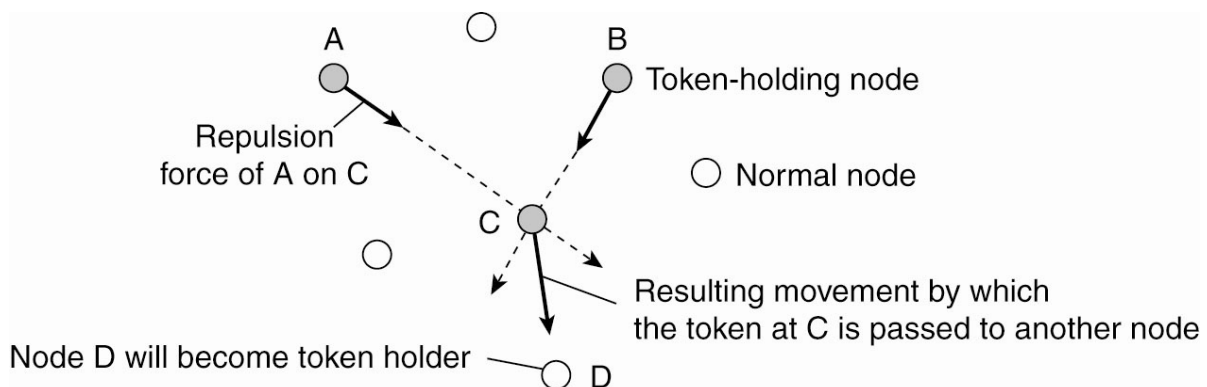


Elections in Large-Scale Systems

- Requirements for superpeer selection:
 1. Normal nodes should have low-latency access to superpeers.
 2. Superpeers should be evenly distributed across the overlay network.
 3. There should be a predefined portion of superpeers relative to the total number of nodes in the overlay network.
 4. Each superpeer should not need to serve more than a fixed number of normal nodes.



Elections in Large-Scale Systems (2)



- Moving tokens in a two-dimensional space using repulsion forces.



Distributed Synchronization

- Distributed system with multiple processes may need to share data or access shared data structures
 - Use critical sections with mutual exclusion
- Single process with multiple threads
 - Semaphores, locks, monitors
- How do you do this for multiple processes in a distributed system?
 - Processes may be running on different machines
- Solution: lock mechanism for a distributed environment
 - Can be centralized or distributed

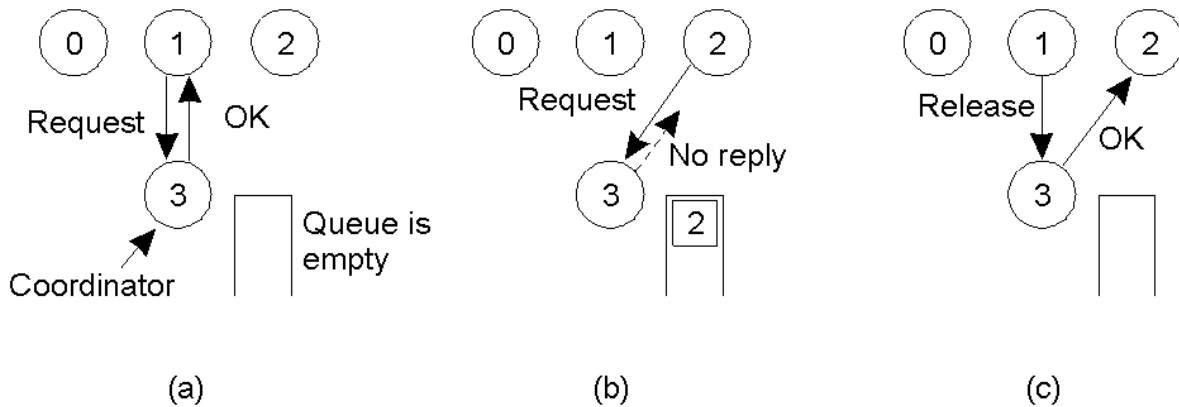


Centralized Mutual Exclusion

- Assume processes are numbered
- One process is elected coordinator (highest ID process)
- Every process needs to check with coordinator before entering the critical section
- To obtain exclusive access: send request, await reply
- To release: send release message
- Coordinator:
 - Receive *request*: if available and queue empty, send grant; if not, queue request
 - Receive *release*: remove next request from queue and send grant



Mutual Exclusion: A Centralized Algorithm



- Process 1 asks the coordinator for permission to enter a critical region. Permission is granted
- Process 2 then asks permission to enter the same critical region. The coordinator does not reply.
- When process 1 exits the critical region, it tells the coordinator, when then replies to 2



Properties

- Simulates centralized lock using blocking calls
- Fair: requests are granted the lock in the order they were received
- Simple: three messages per use of a critical section (request, grant, release)
- Shortcomings:
 - Single point of failure
 - How do you detect a dead coordinator?
 - A process can not distinguish between “lock in use” from a dead coordinator
 - No response from coordinator in either case
 - Performance bottleneck in large distributed systems



Decentralized Algorithm

- Use voting
- Assume n replicas and a coordinator per replica
- To acquire lock, need majority vote $m > n/2$ coordinators
 - Non blocking: coordinators returns OK or “no”
- Coordinator crash \Rightarrow forgets previous votes
 - Probability that k coordinators crash $P(k) = {}^m C_k p^k (1-p)^{m-k}$
 - Atleast $2m-n$ need to reset to violate correctness
 - $\sum_{2m-n} {}^n P(k)$

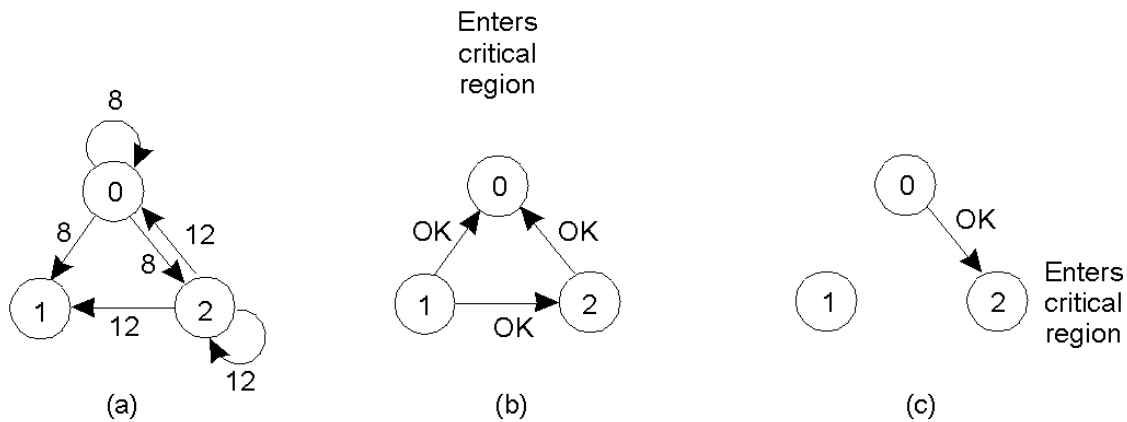


Distributed Algorithm

- [Ricart and Agrawala]: needs $2(n-1)$ messages
- Based on event ordering and time stamps
 - Assumes total ordering of events in the system (Lamport's clock)
- Process k enters critical section as follows
 - Generate new time stamp $TS_k = TS_k + 1$
 - Send *request*(k, TS_k) all other $n-1$ processes
 - Wait until *reply*(j) received from all other processes
 - Enter critical section
- Upon receiving a *request* message, process j
 - Sends *reply* if no contention
 - If already in critical section, does not reply, queue request
 - If wants to enter, compare TS_j with TS_k and send reply if $TS_k < TS_j$, else queue



A Distributed Algorithm



- Two processes want to enter the same critical region at the same moment.
- Process 0 has the lowest timestamp, so it wins.
- When process 0 is done, it sends an OK also, so 2 can now enter the critical region.

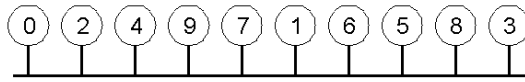


Properties

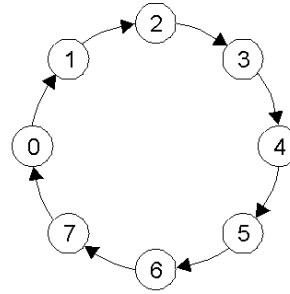
- Fully decentralized
- N points of failure!
- All processes are involved in all decisions
 - Any overloaded process can become a bottleneck



A Token Ring Algorithm



(a)



(b)

- a) An unordered group of processes on a network.
- b) A logical ring constructed in software.
- Use a token to arbitrate access to critical section
- Must wait for token before entering CS
- Pass the token to neighbor once done or if not interested
- Detecting token loss in non-trivial



Comparison

Algorithm	Messages per entry/exit	Delay before entry (in message times)	Problems
Centralized	3	2	Coordinator crash
Decentralized	$3mk$	$2m$	starvation
Distributed	$2(n-1)$	$2(n-1)$	Crash of any process
Token ring	1 to ∞	0 to $n-1$	Lost token, process crash

- A comparison of four mutual exclusion algorithms.

